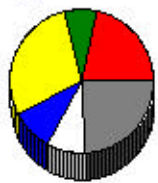


Category	Value
Number of Persons	61887.0
Number of Households	26625.0
Percent Children	33.2
Per Capita Income	12588.1
Average Gross Rent	495.4
Ages 65 and over	15269.0
Graduate Degree	1501.0
Work Out OfState	211.0
Wood	151.0
Well Water	191.0

Category	Value
Number of Families	17323.0
Persons Per Household	2.3
Average Household Income	24629.1
Average Year Built	1969.4
Average Home Value	62678.0
Laborer	3809.0
College	2843.0
Other Rural	0.0
Renter	6621.0

Age Distribution



13,554	Ages 0 to 17
4,928	Ages 18 to 24
17,939	Ages 25 to 44
5,901	Ages 45 to 54
5,769	Ages 55 to 64
15,269	Ages 65 and over

Occupation



6,101	Mgmt/Professional
10,198	Technical/Sales
3,617	Service Industry
493	Farming
4,136	Production
3,809	Laborer

Education - Highest Level Attained



3,855	9th Grade
10,136	12th Grade/no dip.
17,548	High School Diploma
9,617	Some College
3,412	Associate's Degree
3,737	Bachelor's Degree
1,501	Graduate Degree

Education - Current Enrollment




1,111	Preschool
7,701	Elementary/High School
2,843	College

Employment Location



25,159	Work In County
2,577	Work Out Of County
211	Work Out OfState

Property Classification



61,887	Urban
--------	-------

Home Heating Source



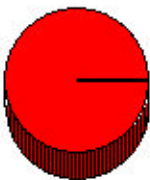
3,748	Natural Gas
20,046	Electric
2,388	Fuel Oil
151	Wood

Relationship of Occupant



19,850	Owner
6,621	Renter

Water Source



30,523	Public Water
191	Well Water

Sewer System



30,254	Public Sewer
450	Septic