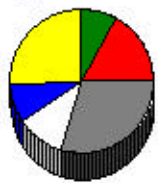


Category	Value
Number of Persons	58783.0
Number of Households	27472.0
Percent Children	8.9
Per Capita Income	14126.6
Average Gross Rent	484.3
Ages 65 and over	17920.0
Graduate Degree	2800.0
Work Out OfState	261.0
Wood	115.0
Well Water	59.0

Category	Value
Number of Families	15930.0
Persons Per Household	2.4
Average Household Income	24372.9
Average Year Built	1960.7
Average Home Value	73435.1
Laborer	2849.0
College	4170.0
Other Rural	0.0
Renter	8411.0

Age Distribution



10,254	Ages 0 to 17
4,696	Ages 18 to 24
15,561	Ages 25 to 44
5,049	Ages 45 to 54
6,343	Ages 55 to 64
17,920	Ages 65 and over

Occupation



6,050	Mgmt/Professional
8,611	Technical/Sales
4,484	Service Industry
401	Farming
2,418	Production
2,849	Laborer

Education - Highest Level Attained



3,208	9th Grade
8,669	12th Grade/no dip.
14,724	High School Diploma
11,725	Some College
3,172	Associate's Degree
5,271	Bachelor's Degree
2,800	Graduate Degree

Education - Current Enrollment




938	Preschool
6,277	Elementary/High School
4,170	College

Employment Location



22,151	Work In County
1,957	Work Out Of County
261	Work Out OfState

Property Classification



58,783	Urban
--------	-------

Home Heating Source



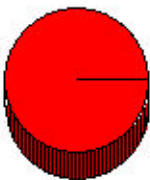
3,947	Natural Gas
18,685	Electric
4,210	Fuel Oil
115	Wood

Relationship of Occupant



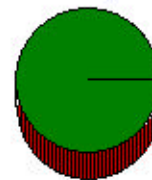
18,845	Owner
8,411	Renter

Water Source



33,335	Public Water
59	Well Water

Sewer System



33,184	Public Sewer
136	Septic