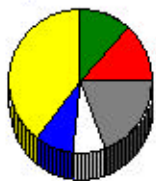


Category	Value
Number of Persons	24000.0
Number of Households	12479.0
Percent Children	14.5
Per Capita Income	18374.5
Average Gross Rent	518.9
Ages 65 and over	4700.0
Graduate Degree	1642.0
Work Out OfState	158.0
Wood	24.0
Well Water	26.0

Category	Value
Number of Families	6066.0
Persons Per Household	1.9
Average Household Income	28698.9
Average Year Built	1979.5
Average Home Value	76511.1
Laborer	933.0
College	1778.0
Other Rural	0.0
Renter	7133.0

Age Distribution



3,319	Ages 0 to 17
2,742	Ages 18 to 24
9,736	Ages 25 to 44
2,123	Ages 45 to 54
1,844	Ages 55 to 64
4,700	Ages 65 and over

Occupation



4,815	Mgmt/Professional
5,827	Technical/Sales
1,345	Service Industry
101	Farming
872	Production
933	Laborer

Education - Highest Level Attained



812	9th Grade
2,193	12th Grade/no dip.
5,295	High School Diploma
5,333	Some College
1,793	Associate's Degree
4,077	Bachelor's Degree
1,642	Graduate Degree

Education - Current Enrollment




393	Preschool
1,705	Elementary/High School
1,778	College

Employment Location



11,146	Work In County
2,621	Work Out Of County
158	Work Out OfState

Property Classification



24,000	Urban
--------	-------

Home Heating Source



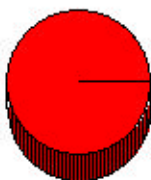
613	Natural Gas
11,529	Electric
185	Fuel Oil
24	Wood

Relationship of Occupant



5,227	Owner
7,133	Renter

Water Source



15,311	Public Water
26	Well Water

Sewer System



15,059	Public Sewer
248	Septic