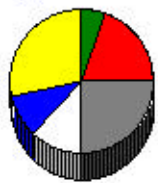


| Category | Value |
|----------------------|---------|
| Number of Persons | 52129.0 |
| Number of Households | 22068.0 |
| Percent Children | 9.8 |
| Per Capita Income | 17756.6 |
| Average Gross Rent | 619.5 |
| Ages 65 and over | 13623.0 |
| Graduate Degree | 2924.0 |
| Work Out OfState | 354.0 |
| Wood | 47.0 |
| Well Water | 205.0 |

| Category | Value |
|--------------------------|---------|
| Number of Families | 16229.0 |
| Persons Per Household | 2.5 |
| Average Household Income | 36689.7 |
| Average Year Built | 1981.0 |
| Average Home Value | 99909.1 |
| Laborer | 1287.0 |
| College | 2814.0 |
| Other Rural | 1719.0 |
| Renter | 4788.0 |

Age Distribution



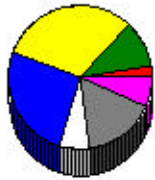
| | |
|--------|------------------|
| 10,392 | Ages 0 to 17 |
| 3,230 | Ages 18 to 24 |
| 14,879 | Ages 25 to 44 |
| 5,050 | Ages 45 to 54 |
| 5,948 | Ages 55 to 64 |
| 13,623 | Ages 65 and over |

Occupation



| | |
|-------|-------------------|
| 7,266 | Mgmt/Professional |
| 9,278 | Technical/Sales |
| 2,595 | Service Industry |
| 281 | Farming |
| 1,579 | Production |
| 1,287 | Laborer |

Education - Highest Level Attained



| | |
|--------|---------------------|
| 1,247 | 9th Grade |
| 4,378 | 12th Grade/no dip. |
| 13,328 | High School Diploma |
| 10,943 | Some College |
| 3,194 | Associate's Degree |
| 6,716 | Bachelor's Degree |
| 2,924 | Graduate Degree |

Education - Current Enrollment



| | |
|-------|------------------------|
| 742 | Preschool |
| 6,171 | Elementary/High School |
| 2,814 | College |

Employment Location



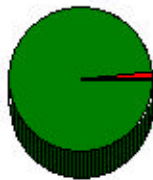
| | |
|--------|--------------------|
| 16,814 | Work In County |
| 4,927 | Work Out Of County |
| 354 | Work Out OfState |

Property Classification



| | |
|--------|-------------|
| 50,410 | Urban |
| 1,719 | Other Rural |

Home Heating Source




| | |
|--------|-------------|
| 428 | Natural Gas |
| 21,512 | Electric |
| 122 | Fuel Oil |
| 47 | Wood |

Relationship of Occupant



| | |
|--------|--------|
| 17,348 | Owner |
| 4,788 | Renter |

Water Source



| | |
|--------|--------------|
| 26,389 | Public Water |
| 205 | Well Water |

Sewer System



| | |
|--------|--------------|
| 26,115 | Public Sewer |
| 435 | Septic |