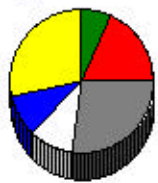


Category	Value
Number of Persons	96462.0
Number of Households	44467.0
Percent Children	7.5
Per Capita Income	14740.8
Average Gross Rent	484.8
Ages 65 and over	26744.0
Graduate Degree	3141.0
Work Out OfState	283.0
Wood	116.0
Well Water	327.0

Category	Value
Number of Families	27820.0
Persons Per Household	2.3
Average Household Income	27828.1
Average Year Built	1968.9
Average Home Value	76986.7
Laborer	5066.0
College	5026.0
Other Rural	0.0
Renter	13225.0

Age Distribution



18,039	Ages 0 to 17
7,289	Ages 18 to 24
27,327	Ages 25 to 44
9,123	Ages 45 to 54
9,888	Ages 55 to 64
26,744	Ages 65 and over

Occupation



10,941	Mgmt/Professional
15,935	Technical/Sales
6,349	Service Industry
669	Farming
5,413	Production
5,066	Laborer

Education - Highest Level Attained



4,636	9th Grade
13,500	12th Grade/no dip.
28,389	High School Diploma
17,232	Some College
5,414	Associate's Degree
8,059	Bachelor's Degree
3,141	Graduate Degree

Education - Current Enrollment




1,628	Preschool
10,319	Elementary/High School
5,026	College

Employment Location



40,135	Work In County
3,263	Work Out Of County
283	Work Out OfState

Property Classification



96,462	Urban
--------	-------

Home Heating Source



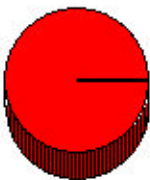
4,181	Natural Gas
38,063	Electric
1,836	Fuel Oil
116	Wood

Relationship of Occupant



31,163	Owner
13,225	Renter

Water Source



52,439	Public Water
327	Well Water

Sewer System



49,551	Public Sewer
3,131	Septic