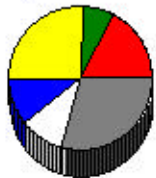


Category	Value
Number of Persons	23174.0
Number of Households	10742.0
Percent Children	8.6
Per Capita Income	17022.3
Average Gross Rent	444.7
Ages 65 and over	6872.0
Graduate Degree	1530.0
Work Out OfState	110.0
Wood	59.0
Well Water	33.0

Category	Value
Number of Families	5645.0
Persons Per Household	2.2
Average Household Income	23134.0
Average Year Built	1958.3
Average Home Value	100891.7
Laborer	1043.0
College	1042.0
Other Rural	0.0
Renter	5462.0

Age Distribution



4,031	Ages 0 to 17
1,551	Ages 18 to 24
6,344	Ages 25 to 44
2,296	Ages 45 to 54
2,389	Ages 55 to 64
6,872	Ages 65 and over

Occupation



2,277	Mgmt/Professional
3,005	Technical/Sales
2,290	Service Industry
169	Farming
1,083	Production
1,043	Laborer

Education - Highest Level Attained



1,584	9th Grade
3,164	12th Grade/no dip.
5,896	High School Diploma
3,829	Some College
1,123	Associate's Degree
2,326	Bachelor's Degree
1,530	Graduate Degree

Education - Current Enrollment




292	Preschool
2,364	Elementary/High School
1,042	College

Employment Location



8,835	Work In County
659	Work Out Of County
110	Work Out OfState

Property Classification



23,174	Urban
--------	-------

Home Heating Source



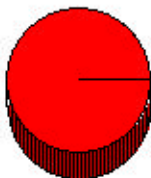
2,399	Natural Gas
7,489	Electric
741	Fuel Oil
59	Wood

Relationship of Occupant



5,319	Owner
5,462	Renter

Water Source



13,737	Public Water
33	Well Water

Sewer System



13,580	Public Sewer
172	Septic