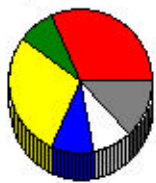


Category	Value
Number of Persons	29337.0
Number of Households	10463.0
Percent Children	3.8
Per Capita Income	10499.8
Average Gross Rent	406.0
Ages 65 and over	3971.0
Graduate Degree	594.0
Work Out OfState	149.0
Wood	80.0
Well Water	2992.0

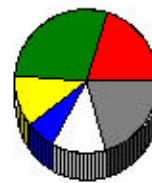
Category	Value
Number of Families	8021.0
Persons Per Household	2.9
Average Household Income	24697.2
Average Year Built	1972.1
Average Home Value	60815.4
Laborer	2682.0
College	973.0
Other Rural	6823.0
Renter	3281.0

Age Distribution



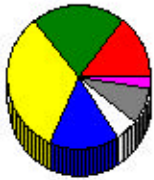
9,674	Ages 0 to 17
2,487	Ages 18 to 24
8,569	Ages 25 to 44
2,988	Ages 45 to 54
2,718	Ages 55 to 64
3,971	Ages 65 and over

Occupation



2,612	Mgmt/Professional
3,756	Technical/Sales
1,549	Service Industry
876	Farming
1,639	Production
2,682	Laborer

Education - Highest Level Attained



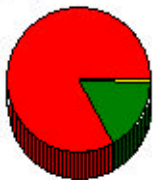
3,030	9th Grade
4,382	12th Grade/no dip.
6,787	High School Diploma
3,277	Some College
1,040	Associate's Degree
1,623	Bachelor's Degree
594	Graduate Degree

Education - Current Enrollment



529	Preschool
5,557	Elementary/High School
973	College

Employment Location



10,854	Work In County
2,042	Work Out Of County
149	Work Out OfState

Property Classification



22,015	Urban
499	Farm
6,823	Other Rural

Home Heating Source



2,110	Natural Gas
7,847	Electric
493	Fuel Oil
80	Wood

Relationship of Occupant



7,303	Owner
3,281	Renter

Water Source



8,780	Public Water
2,992	Well Water

Sewer System



8,435	Public Sewer
3,281	Septic