

Category	Value
Number of Persons	139733.0
Number of Households	54935.0
Percent Children	5.8
Per Capita Income	18725.1
Average Gross Rent	546.0
Ages 65 and over	11668.0
Graduate Degree	8476.0
Work Out OfState	708.0
Wood	153.0
Well Water	11089.0

Category	Value
Number of Families	37833.0
Persons Per Household	2.5
Average Household Income	34247.5
Average Year Built	1975.4
Average Home Value	92128.9
Laborer	5957.0
College	11240.0
Other Rural	6625.0
Renter	19861.0

Age Distribution



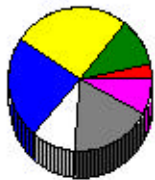
39,791	Ages 0 to 17
13,513	Ages 18 to 24
54,011	Ages 25 to 44
15,152	Ages 45 to 54
9,956	Ages 55 to 64
11,668	Ages 65 and over

Occupation



24,592	Mgmt/Professional
30,052	Technical/Sales
8,336	Service Industry
1,001	Farming
6,291	Production
5,957	Laborer

Education - Highest Level Attained



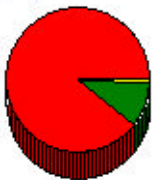
3,945	9th Grade
10,802	12th Grade/no dip.
27,228	High School Diploma
24,583	Some College
10,190	Associate's Degree
19,076	Bachelor's Degree
8,476	Graduate Degree

Education - Current Enrollment



3,023	Preschool
22,863	Elementary/High School
11,240	College

Employment Location



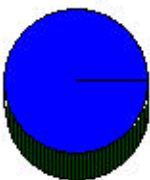
67,143	Work In County
7,368	Work Out Of County
708	Work Out OfState

Property Classification



133,050	Urban
58	Farm
6,625	Other Rural

Home Heating Source



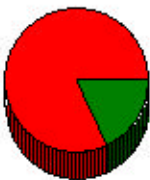
1,822	Natural Gas
51,517	Electric
1,074	Fuel Oil
153	Wood

Relationship of Occupant



34,919	Owner
19,861	Renter

Water Source



50,460	Public Water
11,089	Well Water

Sewer System



48,633	Public Sewer
12,634	Septic